ESAC82M-004(10A)

富士小電力ダイオード

ショットキーバリアダイオード

SCHOTTKY BARRIER DIODE

■外形寸法：Outline Drawings

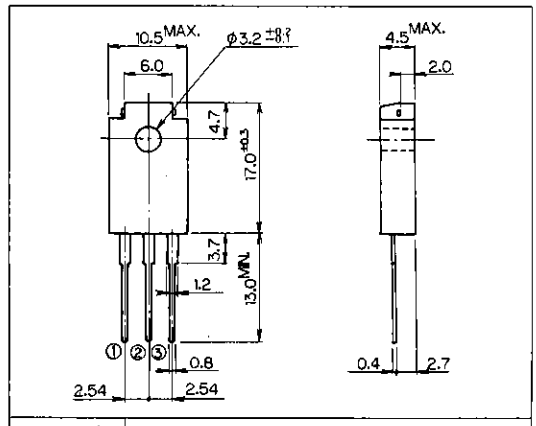

JEDEC	——
EIAJ	SC-67

■特長：Features

- **取り付け面が絶縁されたフルモールドタイプ**
  Insulated package by fully molding.
- **低V_F**
  Low V_F
- **スイッチングスピードが非常に速い**
  Super high speed switching.
- **プレーナー技術による高信頼性**
  High reliability by planer design.

■用途：Applications

- **高速電力スイッチング**
  High speed power switching.

■電極接続
Connection Diagram

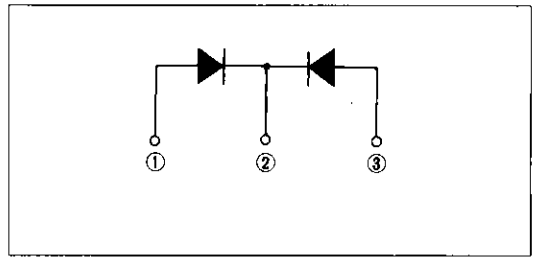

■定格と特性：Maximum Ratings and Characteristics

●絶対最大定格：Absolute Maximum Ratings

Items	Symbols	Conditions	Ratings	Units
ピーク繰り返し逆電圧 Repetitive Peak Reverse Voltage	V_{RRM}		40	V
ピーク非繰り返し逆電圧 Non-Repetitive Peak Reverse Voltage	V_{RSM}	t_w=500ns duty=1/40	48	V
平均出力電流 Average Output Current	I_o	方形波, duty=1/2, T_c=95°C Square wave	10*	A
サージ電流 Surge Current	I_{FSM}	正弦波 Sine Wave 10ms	120	A
接合温度 Operating Junction Temperature	T_j		−40～+125	°C
保存温度 Storage Temperature	T_{stg}		−40～+125	°C

＊センタータップ平均出力電流
＊average forward current of centertap full wave connection

●電気的特性(特に指定がない限り周囲温度Ta=25°Cとする)
Electrical Characteristics (Ta=25°C Unless otherwise specified)

Items	Symbols	Conditions	Max.	Units
順電圧 Forward Voltage Drop	V_{FM}	I_{FM}=4.0A	0.55	V
逆電流 Reverse Current	I_{RRM}	$V_R=V_{RRM}$	5.0	mA
熱抵抗 Thermal Resistance	$R_{th(j-c)}$	接合・ケース間 平滑直流 Junction to case	3.5	°C/W

A

■特性曲線：Characteristics

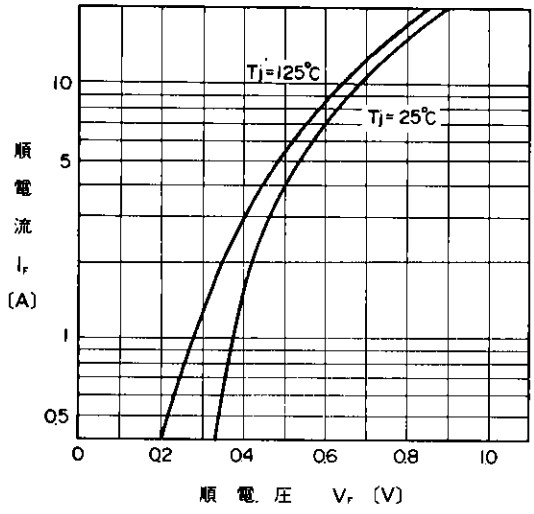

順特性 (代表特性)
Forward Characteristics

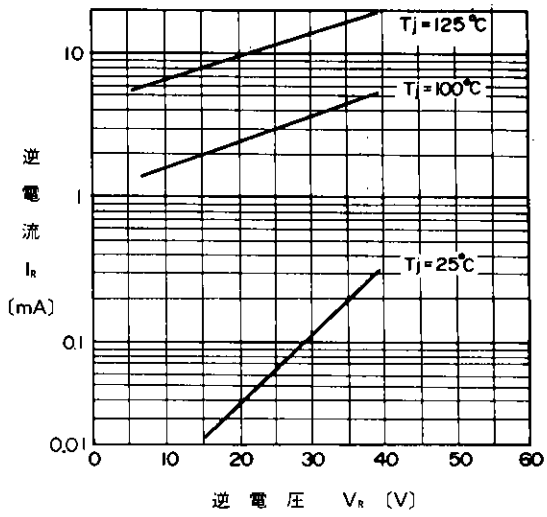

逆特性 (代表特性)
Reverse Characteristics

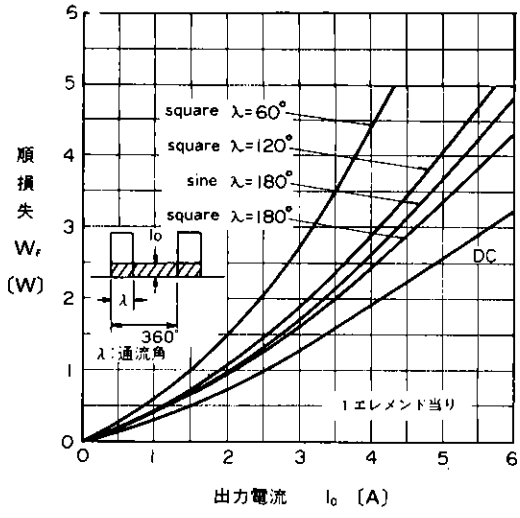

順損失特性
Forward Power Dissipation

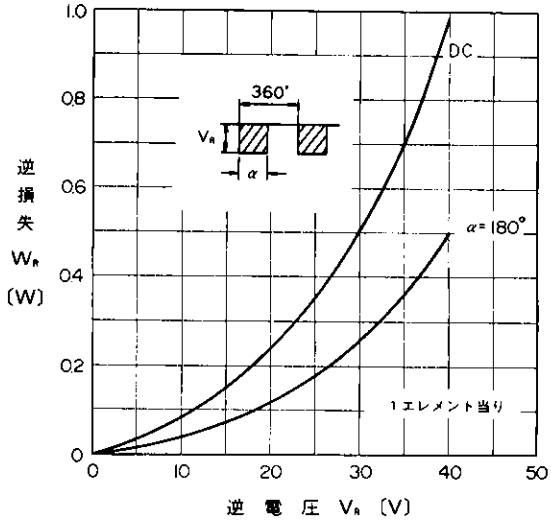

逆損失特性
Reverse Power Dissipation

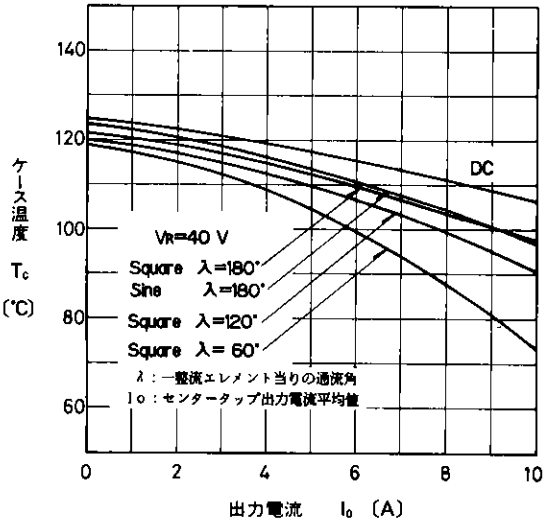

出力電流—ケース温度特性
Output Current-Case Temperature

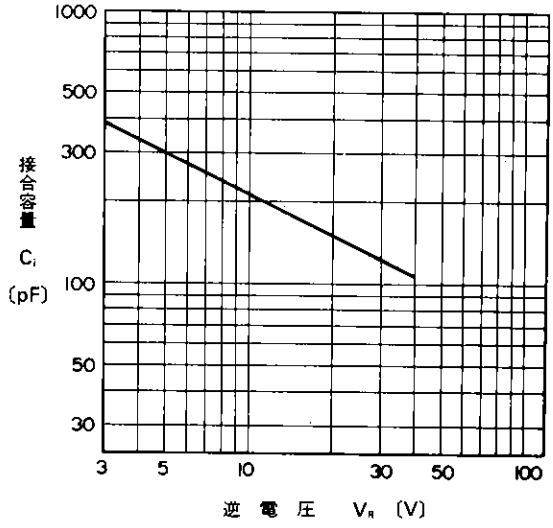

接合容量特性 (代表特性)
Junction Capacitance Characteristics

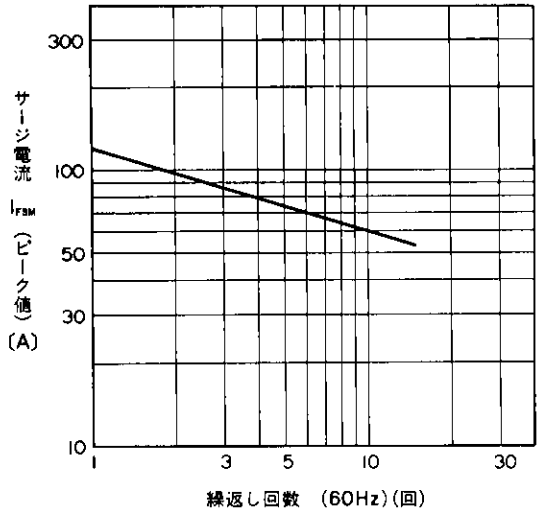

サージ電流耐量
Surge Capability

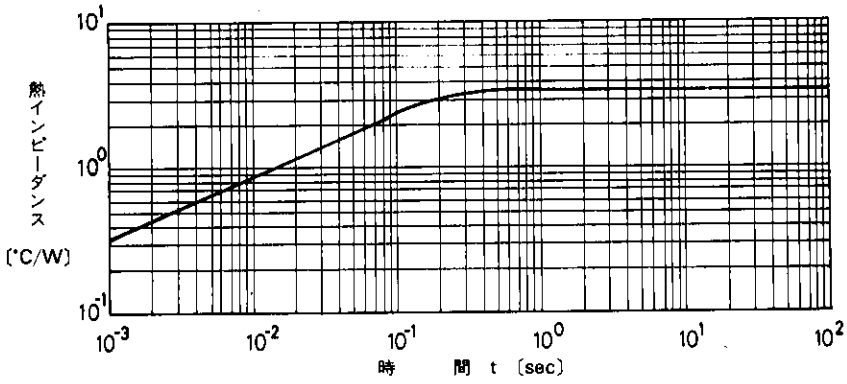

過渡熱インピーダンス
Transient Thermal Impedance

For more information, contact:

Collmer Semiconductor, Inc.
P.O. Box 702708
Dallas, TX 75370
972-233-1589
972-233-0481 Fax
http://www.collmer.com